



S300GB231500

01/2023

Due to our policy of constant technological upgrading, technical specifications may be subject to change without prior notice.

According to the standards in force, in extra-EU areas the availability and specifications of some products and/or characteristics may vary. Please contact your local distributor for further information.



# S300

## THE EVOLUTION OF PERFORMANCE




Making Your Life Better.

**BU Medical Equipment**  
**Sede Legale ed Amministrativa / Headquarters**  
CEFLA s.c.  
Via Selice Provinciale, 23/a  
40026 Imola (BO) - **Italy**  
t. +39 0542 653111  
f. +39 0542 653344  
sternweber@sternweber.com  
sternweber.com

**Stabilimento / Plant**  
Via Bicocca, 14/C  
40026 Imola (BO) - **Italy**  
t. +39 0542 653441  
f. +39 0542 653601



[STERNWEBER.COM](http://STERNWEBER.COM)



STERN WEBER

### ADVANCED CONTROL

A new interface, the availability of voice-activated human/equipment interaction, highly responsive NFC technology allowing multiple customisation management, and an interactive LED Pack: a brand new S300 with increasingly innovative control modes.

### TOTAL COMFORT

A compact size and minimal style are the key features of a patient chair that offers the medical team all the advantages of a cutting-edge ergonomic design. The Sliding function, Slow Mode and Soft Motion technologies are just some of the features that help ensure an unprecedented level of patient comfort.

### CERTIFIED SAFETY

S300 boasts a selection of highly advanced hygiene systems that can be optionally integrated in the unit to ensure maximum safety for the patient and the medical team. Certified by academic departments, the intensive and continuous disinfection devices can be controlled from the instrument control panel.



YOUR TALENT INSPIRES US







### Voice controls

To make interaction between staff and instruments even more agile, the virtual voice assistance system offers numerous workflow improvement opportunities. For example, assistants or dentists can manage the operating light via voice controls. These let users switch on, switch off or select "composite" mode. Speeds up tasks and enhances hygiene as there is no physical contact with the light. If the dental unit is connected to the PC, dentists can interact with the image management software via voice controls. This lets them save the images that have just been captured by a camera or X-ray sensor. Before managing a device with voice control, the system must be activated via the foot control on the base of the dental unit.



### Interactive LED Pack

Optional application that makes dental unit design more appealing and provides user-friendly info on the status of the various integrated functions via LEDs. There are several warnings/indicators: their colour provides dentists with a range of useful information, from scaler mode to hygiene cycle progress on the dental unit. During root canal treatment with the apex locator on, the LED ring changes colour, passing from green to yellow to red according to the distance from the apex (this mirrors the on-panel bar colours). After starting the stopwatch, the LED ring is gradually turned off, flashing briefly when the timer expires.



By merging user-friendliness with precision control, the Full Touch control panel is ideal for clinical specialisations or multimedia content

The interface provides users with a clear, comprehensive array of information and plenty of scope for customization. New graphics improve the user experience and streamline interaction thanks to simple smartphone-like controls. Designed for clinical environments, it is resistant to impact and water and can be positioned to suit your needs.

The control panel allows dental unit functions to be upgraded with ease as necessary. The control panel can also be used to customise the LED ring colour and the related activation areas.

#### Multi-touch display

The large 7" touch screen ensures excellent visibility from any angle and HD resolution. The optional Multimedia version displays images and videos. As-standard on the Clinic version, the control panel shows data relative to conservative, endodontic and implant treatments and lets users control patient chair movement and manage the integrated hygiene devices. Designed for clinical environments, it is resistant to impact, water and contaminants from the oral cavity.

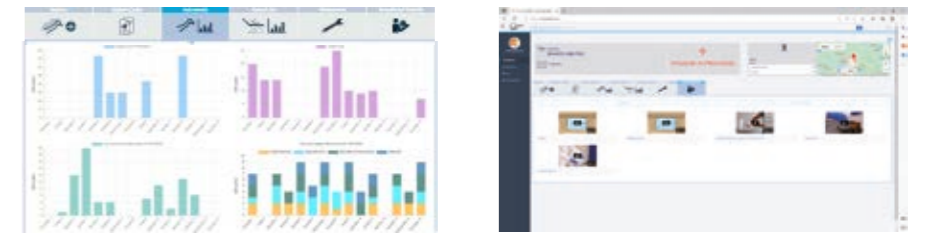


To keep pace with technological developments, the Stern Weber product range features Internet connectivity. This latest innovation provides access to optional digital services that improve dental surgery efficiency.

#### Di.V.A. (Digital Virtual Assistant)

With Di.V.A., a user-friendly dashboard lets dentists or surgery owners monitor dental unit use, instrumentation and the disinfection cycles performed. Data can be obtained quickly and easily as it's managed on a web portal, accessible from any browser.

Where a patient sensor is present, users can accurately quantify effective use of the patient chair. What's more, Di.V.A. gives direct access to video tutorials and the user manual for the model in question.



easycheck

When linked to the web via Easy Check, the dental unit can rely on real-time remote diagnosis and technical support: this valuable tool helps technicians speed up assistance and manage it more effectively.

#### Wearable technologies and voice-activated controls

Instant NFC connectivity to access custom settings. Just bring the silicone bracelet (which can be sanitised) close to the dentist's module to activate the previously saved work settings (i.e. parameters for instruments, patient chair, operating light, plus interface preferences). Voice control is also an option: this function recognises voice commands for the micromotor, scaler, operating light, patient chair positions, timers and user profile changeovers. Makes it easier to perform tasks when no assistant is available.



#### USB connection

Where the integrated multimedia system is present, dentists can use the USB port - available on Full Touch Multimedia - to upload/download diagnostic images.



#### Multi-profile management

Dentists working on S300 can customise all operating parameters according to clinical requirements and save them directly on the control panel or on a USB drive. Alternatively, users can opt for NFC connectivity.



#### NFC connectivity

This uses a chip integrated in the dentist's module and an IP68-class bracelet. There are up to 20 memory slots, each containing a full set of work settings. An efficient, innovative solution for multi-operator clinics.

**New instruments for perfect conservative work**

Stern Weber instruments, designed together with the electronics that control them, combine user-friendly operation and maximum precision. In addition to a broad selection of turbines, contra-angles and ultrasonic scalers, the new brushless micromotors feature innovative technology known as FIT (Fluorescence-aided

Identification Technique). This highlights the presence of composite materials thanks to the fluorescence emitted by a special LED integrated in the instrument. Moreover, thanks to its broad emission spectrum, the new curing light is optimized for latest-generation composite materials.



**SC Scalers**  
Ultrasound scalers suitable for supragingival prophylaxis and periodontal tasks. Also suitable for the preparation of small cavities and usable in endodontic root canal cleaning techniques. The LED ring indicates the current scaler mode: PARO – green; ENDO – orange; NORMAL – blue.



**FLUO micromotors (i-XS4 and i-XR3L)**  
Even lighter and quieter, these micromotors are now available with FIT technology to detect composite materials. They allow faster, more precise removal of old composite in teeth that need to be retreated. With orthodontic or aesthetic treatments, bracket removal is simple, safe and effective.



**Turbines and contra-angles**  
Six silent yet powerful models of highly advanced turbine, plus a broad range of ergonomic contra-angles that meet all clinical needs, from conservative dentistry to implant surgery and endodontics. With the instrument (turbine, micromotor) extracted, the LED ring shows the activated spray mode.



**T-LED**  
The new curing light has an emissions spectrum that allows optimal activation even of latest-generation composites. Ergonomically advanced with the characteristic swivel grip, it features a new user-friendly interface.

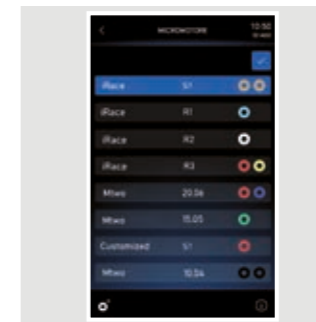




### Instruments, functions and integrated devices for implantology and endodontics

The dental unit incorporates all the elements needed to perform specialist treatment. With the i-XS4 micromotor, dentists can switch from conservative mode to ENDO or IMPLANT mode at any time. User-friendly controls, personalised parameters for one or more dentists, data displayed on the control panel. The Full Touch panel with 7" display becomes an interface dedicated to the treatment in progress. Both modes provide useful support during treatment, saving time and speeding up workflows. With the dedicated contra angle, the apex locator allows the apex distance to be displayed during the root canal

instrumentation phase. The nearing of the apex is also indicated by warning buzzers. To enhance safety, micromotor rotation is automatically disabled when it is reached. During root canal treatment, the LED ring changes from green to yellow to red according to the distance from the apex, thus mirroring the on-panel bar colours. As an optional, the i-XS4 micromotor performs a reciprocating movement with alternating rotation to carry out treatment with the special files.



#### ENDO database

A pre-loaded endocanalar bur library is available to the dentist, who can perform treatment with either traditional or reciprocating instruments. The application that allows reciprocating movement is optional. The endodontic file brand names are not owned by Cefla or any of its subsidiaries.



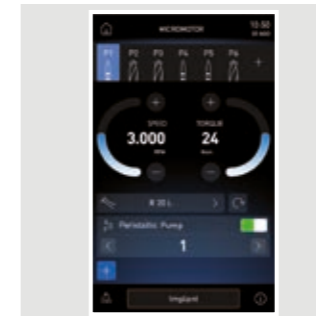
#### Endodontics

If, in endodontics mode, the selected file is on the database, the software automatically sets the torque/speed ratios; alternatively, these can be set by the dentist as per personal requirements.



#### EVO E4 contra angle

Featuring a 4:1 ratio specific for endodontics, the EVO E4 contra angle can be autoclaved and heat-disinfected. The miniaturised head makes access to the treatment zone easier. Recommended for endodontic treatment in reciprocating mode and with use of the integrated apex locator.



#### Implantology

Integration of systems for implantologists - which can be managed via the control panel or dental unit foot control - does away with the need for space-consuming stand-alone devices. Dentists can easily set and save clinical parameters for each stage of implant site preparation and implant placement.



#### Peristaltic pump

The peristaltic pump, controlled via the Full Touch control panel, is integrated into the dentist's module, eliminating the need for any additional modules or carts around the patient chair.



#### EVO R20L contra-angle

The EVO R20L contra-angle, which has a 20:1 gear ratio specifically for surgery, can be autoclaved and heat-disinfected. It features an internal cooling system and external spray, plus LED lighting.



#### Torque curves

Torque curve recording function available during treatment. In addition to monitoring the torque delivered by the micromotor, information on the entire curve constitutes a useful clinical tool for subsequent treatment on adjacent or contralateral teeth. The implant tightening torque completes the available data. It is possible (where an integrated camera is available) to view the curve also on the monitor integrated with

the unit for an even clearer view during therapy; also an asset during academic and training activities.






**The Venus LED MCT is a major step forwards in the development of clinical lighting**

With a Colour Rendering Index (CRI) of over 95, a factor that allows ultra-high colour fidelity, the as-standard operating light on the S300 offers adjustable light intensity up to 50,000 Lux. Users can select the right lighting for their specific clinical disciplines by setting one of three different colour temperatures via the instrument panel or directly via the handle keys.

A broad spotlight and excellent depth of field limit the number of times the

dentist has to reposition the lamp during treatment. What's more, the "composite" mode can be activated quickly - also via the no-touch sensor - to prevent premature composite polymerisation. For a faster workflow, the operating light can also be operated via voice controls, whenever the special optional system is available.



**Targeted lighting, advanced versatility**

Venus LED MCT has a specific setting for every need. There are three different settings, optimised for different circumstances: a 4300K warm light for surgical treatment, a 5000K neutral light for conservative dentistry and a 5500K cool light for realistic colour capture.

Working in "composite" mode ensures good visibility within the operating area without affecting composite curing.



**Designed to provide maximum operating convenience, the Continental offers outstanding flexibility.**

Designed to meet the dentist's every ergonomic need and take into account the presence/absence of an assistant at the patient chair, the S300 Continental offers outstanding flexibility. Now lighter, with a more compact geometry, the dentist's module can reach any position with minimal effort. The pneumatic brake - activated and deactivated via the on-handle sensor - allows easy height adjustment. Instrument lever height has been reduced to minimise interference with the light in the work zone.

The arm system has been designed to allow transthoracic rotation so the dentist's module can be positioned on the assistant's side.



#### Arm compactness

The arm system has been designed to minimise the overall bulk of the S300 unit and make module positioning easier. Lightness and fluidity of movement ensure exceptional handling.



#### Compact tray

The stainless steel tray is conveniently housed under the module. Position-adjustable, it can easily be used by either dentist or assistant. A compact tray of minimum size and bulk is available as an alternative.



#### Instrument excursion

Generous instrument tubing excursion ensures improved comfort in all operating positions around the patient.



#### SideFlex instrument levers

Removable instrument levers equipped with swing joints that allow lateral movement are available as an optional; these levers alleviate wrist fatigue and are self-balancing.



**With the S300, the International module can reach every working position with the greatest of ease**

Thanks to the design of the fixed cast aluminium arm and the excellent mobility of the pantograph arm, dentists who work in the 12 o'clock position can effortlessly access all the instruments, ergonomically arranged on the module. The large display includes controls for patient chair movement, instruments and integrated systems.

Thanks to carefully designed instrument holders, all instruments benefit from secure support and are arranged so they can be gripped with ease.



#### Tray holder

Optional large transthoracic tray holder mounted on the International module. The tray holder can be positioned as desired for greater comfort.



#### Sixth instrument

The optional backlit X-ray viewer can be used to display all X-ray images, including panoramic ones.



#### X-ray viewer

The optional backlit X-ray viewer can be used to display all X-ray images, including panoramic ones.



#### Removable handle

The practical handle can be removed to facilitate cleaning.



### Patient wellbeing is the first step towards patient loyalty


From a patient's viewpoint, the approach taken by the dental staff, the positive outcome of treatment and even the simple sensation of feeling relaxed in the surgery are all good reasons for returning. The new patient chair provides extremely comfortable support. Other key features include hard-wearing upholstery, a lift capacity of up to 190 kg and a safe motor system. Gentle, vibration-free movement relaxes the patient and helps dispel any anxiety about treatment.

An optional sensor located between backrest and seat detects the presence of the patient for the purpose of statistics, processed by the Di.V.A. virtual assistant.

Where the patient sensor is present, the LED light ring provides info relating to the patient's entry/exit. Additionally, the sensor contributes to sustainability by automatically setting the device to stand-by a set time after the patient leaves and by activating the automatic operating light switch-on/switch-off mechanism.



**Memory Foam**  
Exceptional comfort and proper anatomical support thanks to special upholstery options.



**Standard backrest**  
Shaped to provide dental staff with a comfortable approach to the patient during treatment. Suitable for adults, children and any treatment type.



**Nordic backrest**  
Ensures lasting comfort during longer treatment sessions and is shaped to aid dentists working in 'indirect vision' mode.



**Atlaxis**  
The headrest that follows the patient's anatomy. Ultra-simple fingertip release of the pneumatic lock allows orbital movement to achieve perfect positioning, vertical adjustment included.



### Innovative, exclusive patient chair movements make treatment more practical

The patient chair horizontal Sliding movement can be synchronised with backrest movement or controlled independently. The horizontal sliding movement minimises any compression or stretching of the patient's back. Horizontal displacement of the seat sees the dentist gain an equal amount of operating space behind the patient's head, a considerable advantage where space is at a premium. Moreover, no repositioning of the light is needed to keep the beam over the operating zone. The Sliding movement allows adjustment of the backrest while keeping the oral cavity under the operating light beam. It also streamlines use of the microscope.

Further comfort stems from the fluid, silent, vibration-free movements delivered by Soft Motion technology. As an alternative to this technology, Slow Mode allows for ultra-fine adjustments to chair movement. Almost imperceptible, these adjustments make work easier during implantology sessions or while using the microscope.



#### Installation versatility

Built to allow for connection with existing floor outlets, the chair features a connector positioned directly under the leg rest or under the front of the unit body.



#### Multi-function foot control

Cutting-edge device with ergonomic lateral-slide control that lets dentists activate Chip Air and Chip Water functions on the instrument in use, invert micromotor rotation (when extracted), control patient chair movement and recall saved positions. Also available in a wireless version.



#### Pressure-operated foot control

Offering the same performance as the multi-function foot control, this unit offers different ergonomics for those who prefer a pressure-operated approach. Both devices have peristaltic pump on/off controls in surgery mode. Also available in a wireless version.



#### Power Pedal

This third foot control model offers different design and ergonomics. It provides the same functions as the more conventional models. Also available in a wireless version.



### Involvement that leads to consent is to everyone's advantage

In addition to a latest-generation HD camera, the integrated multimedia system provides the dentist with a Full HD 16:9 flat-screen, tilt-adjustable medical monitor with a resolution of 1920 x 1080 pixels. Ready for cable connection to a PC, the 22" high-contrast LED monitor has an IPS panel that significantly broadens the screen viewing range, allowing images to be seen comfortably from any angle. The video camera aids dentist-patient communication and, thanks to the slender handpiece design, it can reach distal zones with ease. Excellent depth of field eliminates any need for manual focusing.



**C-U2 HD camera**  
Shows HD images directly on the integrated monitor and the Full Touch Multimedia control panel. Speeds up diagnostics and generates material for documenting the treatment and completing clinical reports.



**Macro Cap**  
An extremely useful accessory, Macro Cap can magnify up to 100x in ultra-high resolution. Three additional, high purity glass lenses optimise the lighting of details located close to the optical unit.



**22" LED Monitor**  
The Full HD monitor is also available in a multitouch version that allows the screen to be positioned as desired.



**Everything needed for on-machine X-ray diagnostics, without external systems or films that need developing**

The integration of a complete system increases diagnostic potential while shortening treatment times. The system features advanced technology, including the X-ray unit with digital wireless handheld controller, an LED monitor with optional touch-screen function and a latest-generation digital sensor. The X-ray image can be shown in mere seconds on both the 22" monitor and the 7" display on the Full Touch control panel.



**RXDC - HyperSphere technology**

Incorporated on the dental unit, the X-ray unit and handheld control unit require no additional installation points. Thanks to a combination of 30 cm collimation and a 0.4 mm focal spot, parallelism is excellent and images are pin sharp. Locked and unlocked by touch-sensitive pads, the tube head rotates freely around the spherical joint.



**Zen-X X-ray sensor**

Extractable sensor with USB lead located on the dentist's module, can capture high-resolution images with minimal radiation dosage. Able to be sanitised, the sensor comes in two different sizes and is IP67 certified against water and dust infiltration.





**Systems that have passed strict efficiency tests at major Italian universities**

Free to configure their dental units with a broad range of active devices, dentists can control their every aspect via the Full Touch control panel with ease. The user-friendly interface helps users manage the maintenance and daily disinfection of the water circuits. Although the W.H.E. - a continuous sanitisation system compliant with European standards and DVGW

certified - is automatic, the settings for all the other devices can be customized.



**The efficiency of combined systems**

The **BIOSTER** system carries out automatic end-of-session spray water circuit disinfection cycles. Tests performed by the **Sapienza University of Rome** and the Department of Public Health and Paediatrics of the **University of Turin** have shown that combining execution of a daily BIOSTER intensive disinfection cycle with use of the **W.H.E.** system results in the complete absence of bacterial load in the cooling liquids delivered by the instruments.



**I.W.F.C.**  
Activated via the control panel, the device ensures that tubing is kept clean after the machine has been idle for some time. Included in the BIOSTER system or available separately. Hygiene cycle stages (start, contact pause and end of cycle) are immediately highlighted by LED colour changes.



**A.C.V.S.**  
Automatic system that carries out suction system sanitisation cycles between one patient and another. Practical and fast.



**W.H.E.**  
Continuous Peroxy Ag+ [H<sub>2</sub>O<sub>2</sub>] based disinfection system and air gap separation device between mains water and dental unit circuits. Acts against all water-borne contaminants, including Legionella.



**SANASPRAY**  
Tank with distilled water as an alternative to mains water.





### Designed to prevent the risk of infection

Stern Weber ensures hygiene by using active devices and applying a concept developed during the design stage. All-round protection for dentists, patients and all personnel who come into contact with the dental unit. From removable parts that streamline daily cleaning tasks (e.g. cuspidor bowl and upholstery) to simple-to-sanitise surfaces and a selection of materials that make disinfection easier.



**Removable handle**  
The new dentist's module handle can easily be removed for thorough sanitisation.



**Handpiece support**  
The autoclavable silicone instrument mat can easily be removed to make cleaning easier.



**Cuspidor bowl with integrated sensor**  
The removable glass cuspidor bowl also rotates, ensuring maximum convenience. The cup and bowl fill units can be removed and are autoclavable; an optical sensor regulates cup filling.

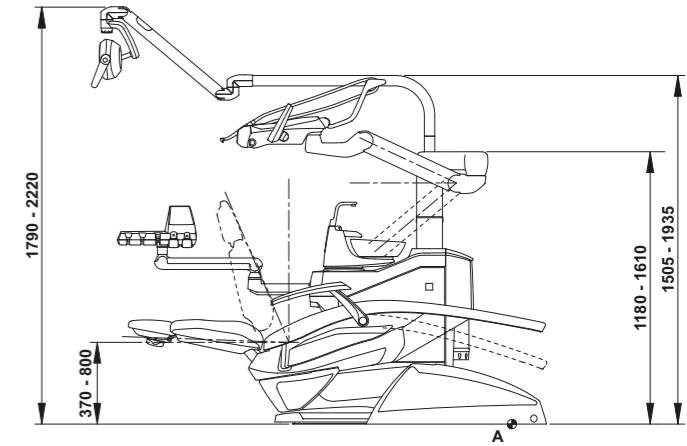
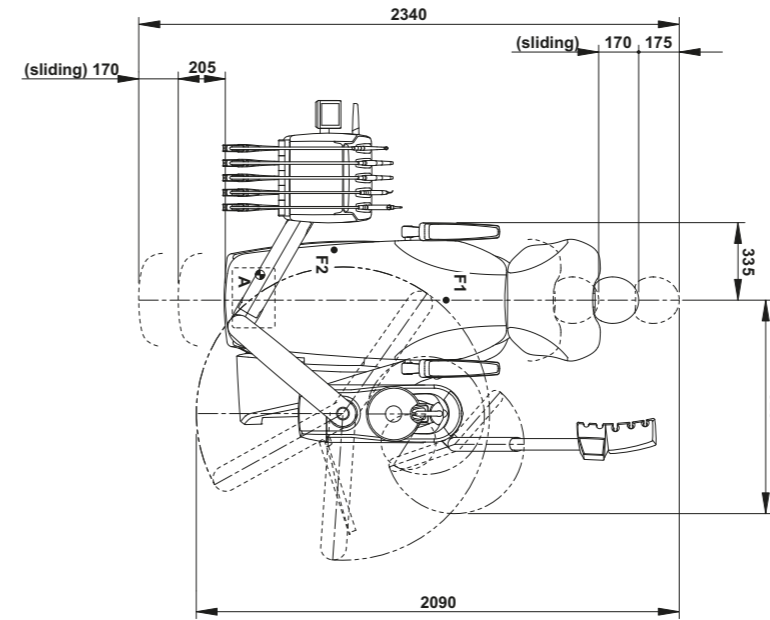


**Removable padding**  
Made of hard-wearing material, the upholstery can be removed to allow thorough cleaning of the patient chair.

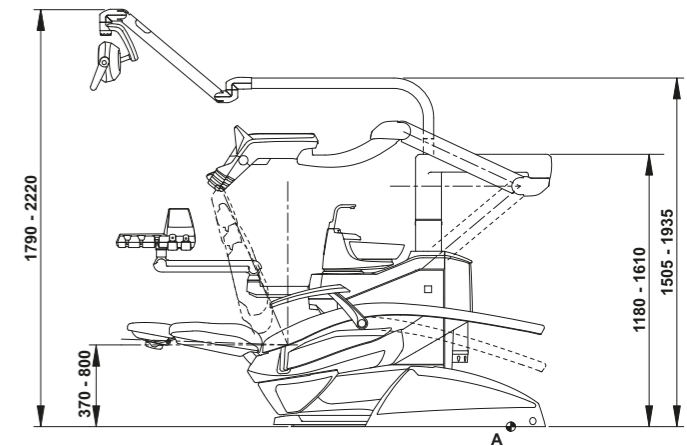
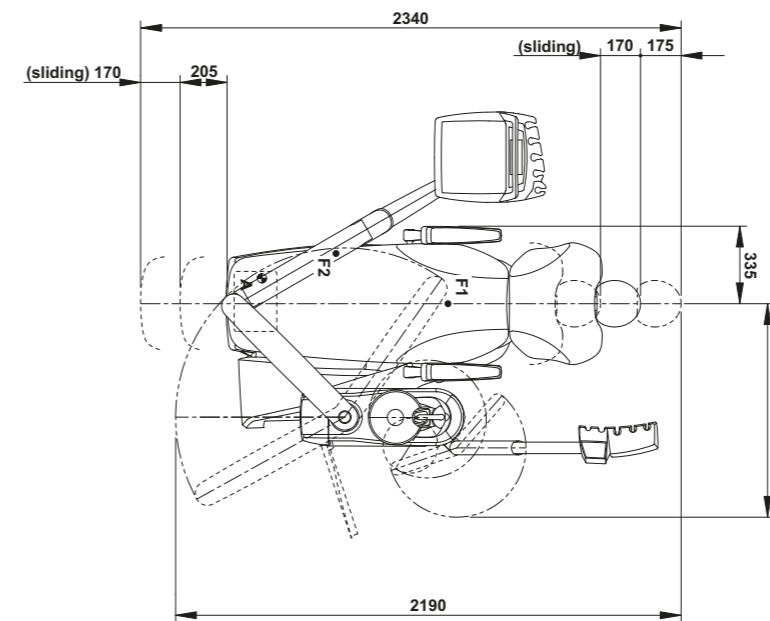
S300	CONTINENTAL	INTERNATIONAL
<b>HYGIENE SYSTEMS</b>		
BIOSTER	*	*
A.C.V.S.	*	*
SANASPRAY	*	*
W.H.E.	*	*
I.W.F.C.	*	*
<b>DENTIST'S MODULE</b>		
LEFT SIDE PACK	*	-
Clinic 7" Full Touch display	●	●
Multimedia 7" Full Touch display	*	*
i-XR3 L Micromotor with fibre optics (100 - 40,000 rpm, 3.3 Ncm)	●	●
i-XR3 L FLUO Micromotor with FIT technology	*	*
i-XS4 Micromotor with fibre optics (100 - 40,000 rpm, 5.3 Ncm)	*	*
i-XS4 FLUO Micromotor with FIT technology	*	*
Scaler (with or without f.o.)	*	*
Peristaltic pump kit	*	*
"Torque Curve" implant function	*	*
6-way syringe	●	●
Sixth instrument	*	*
Integrated X-ray sensor	*	*
Reciprocating mode module	*	*
Integrated Apex Locator	*	*
NFC multi-operator system	*	*
Voice controls	*	*
<b>UNIT BODY</b>		
Interactive LED Pack	*	*
Glass cuspidor bowl	●	●
Ceramic cuspidor bowl	*	*
Cuspidor bowl drive system	*	*
Cup fill sensor	*	*
Water-to-cup heater	●	●
Spray heating	*	*
Assistant's module with 3 holders	●	●
Assistant's module with 5 holders	*	*
Venus LED MCT lamp	●	●
<b>PATIENT CHAIR</b>		
SOFT-MOTION movements and Sliding function	*	*
Atlaxis headrest	*	*
Adjustable right armrest	*	*
Left armrest	●	●
Patient presence sensor	*	*
Multi-function foot control	●	●
Pressure-operated foot control	*	*
Power Pedal foot control	*	*
Wireless multi-function foot control	*	*
Wireless pressure-operated foot control	*	*
Power Pedal foot control - wireless	*	*

● as standard \* optional - not available

CONTINENTAL



INTERNATIONAL



Measurements in drawings are in millimetres.

